

# NATIONAL SCHOLARSHIP PORTAL

Website Address: [www.scholarships.gov.in](http://www.scholarships.gov.in)

The screenshot shows the National Scholarship Portal website. At the top, the browser address bar displays "scholarships.gov.in". The navigation bar includes "SCHOLARSHIP" (highlighted in red), "FELLOWSHIP", and "For Academic Year 2019-20". Below this, the logo of the Ministry of Electronics & Information Technology, Government of India, is shown alongside a "Click Here" button pointing to "New Registration". Other options include "Login" and a "Digital India" logo. A "GET IT ON Google Play" button is also present. A secondary navigation bar contains "Home", "About Us", "Services", "Important Documents", "Institute Login", and "Officer's Login". The main banner features an illustration of a hand holding a money bag, a laptop displaying the portal, and a graduate. The text "Giving you a NEW START" is prominently displayed, along with "Register now" and buttons for "SEARCH FOR INSTITUTE" and "DASHBOARD". Below the banner, there are sections for "Latest Updates", "Central Schemes", "UGC Schemes", and "State Schemes". The "State Schemes" section lists "Ministry of Minority Affairs" and "Department of Empowerment of Persons with Disabilities". The taskbar at the bottom shows the system clock as 3:30 PM on 10/1/2019.

his Institute/School in the prescribed protorma along-with Aadhaar enrolment number or scanned copy of first page of his Bank passbook (containing the photograph of the applicant)

\*To link your bank account with Aadhaar number for receiving scholarship in the same, please visit you bank branch and submit a "bank consent form for receiving DBT". You can check which bank is linked to your Aadhaar number on NPCI mapper here <https://resident.uidai.gov.in/bank-mapper> or through Aadhaar-enabled micro-ATM machine of any of these banks.

#### Important Note:

1. After submitting the application, the default login id and password to log into NSP portal will be sent to the provided mobile number. In case the password is not received, the option for forgot password at login page shall be used.
2. Students are advised to provide "Annual Family Income" as per the Income Certificate issued by competent authority in their scholarship application.

#### Undertaking By Applicant or Parents/Guardian(In Case of Minor)

I agree to the following: /मैं निम्नलिखित के लिए सहमत हूँ

- I have read and understood the guidelines for registration.  
मैंने पंजीकरण के लिए दिशानिर्देशों को पढ़ा और समझा है।
- I am aware that if my application (fresh or renewal), all my/my child's/ward's applications are liable to be rejected.  
मैं जागरूक हूँ कि मेरी आवेदन (नया या नवीकरण) पाए जाते हैं, तो मेरे सभी आवेदन अस्वीकार कर दिए जाने योग्य हैं।
- I am aware that my bank account details may be changed only once after due process in accordance with the provisions of the process.  
मैं जागरूक हूँ कि मेरे द्वारा प्रदान किए गए बैंक खाते के विवरण में किसी भी बदलाव प्रावधानों के अनुसार नियत प्रक्रिया के बाद केवल एक बार किया जा सकता है।

Click Here

Continue....

## Fresh Registration For Academic Year 2019-20

State of Domicile \*

TAMIL NADU

Scholarship Category \*

Post Matric/Top Class/MCM

Name of Student \*

MAHALAKSHMI R

Scheme Type \*

Scholarship Scheme

Date of Birth (DD/MM/YYYY) \*

26/05/2001

Gender \*

Female

Mobile Number \*

9080689297

Email Id

imaha7610@gmail.com

Bank IFSC Code \*

.....

Confirm Bank IFSC Code \*

IOBA0001662

Bank A/C Number \*

.....

Confirm Bank A/C Number \*

166201000023127

Bank Name \*

INDIAN OVERSEAS BANK

Bank Address

INDIAN OVERSEAS BANK

Identification Detail \*

.....

Enter Your Name As per your Marksheet



Bank IF SC Code

Bank A/C Number \*

Bank Name \*

Identification Detail \*

\*\* Bank Passbook copy (File Type PDF & JPEG, Maxsize 200 KB) \*

\*\* Student should upload the First page of Bank/Postal Account Passbook with photo, In the name of the applicant(either single or joint account with his/her parents/guardian)

Aadhaar Enrolment Id

Date/Time (dd/mm/yyyy hh:mm:ss)

EID Scan Copy (File Type PDF & JPEG, Maxsize 200 KB)

Captcha Code \*

Confirm Bank IF SC Code

Confirm Bank A/C Number \*

Bank Address

Don't Select Aadhaar, Choose Bank A/C No

Upload Bank Passbook



KB) \*

Choose File MAHA.jpg

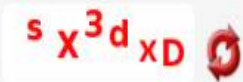
**\*\* Student should upload the First page of Bank/Postal Account Passbook with photo, In the name of the applicant(either single or joint account with his/her parents/guardian)**

Aadhaar Enrolment Id \_\_\_\_\_ Date/Time (dd/mm/yyyy hh:mm:ss) \_\_\_\_\_

EID Scan Copy (File Type PDF & JPEG, Maxsize 200 KB)

Choose File No file chosen

Captcha Code \*

sX3dxD 

I don't have Aadhaar.  
 I will upload bonafied student certificate from School/Institute.

**\*\*\*For first time login, OTP (One Time Password) sent by NSP on the above provided mobile number will be required. Please verify mobile number before registering.**

Enter Capcha

Tick Both the Boxes

Click Here 



# National Scholarship Portal

Ministry Of Electronics & Information Technology,  
Government of India



- New User? Register
- Login to Apply
- Apply for Renewal
- Search Institute/School/ITI
- Scheme Wise Scholarship Sanctioned List

### STUDENT REGISTERED SUCCESSFULLY

Copy Your Application ID



**STUDENT APPLICATION ID**      **TN201920005206004**

\* Kindly Note it down for future Reference. This will serve as your login id and password sent at your registered mobile number

Click Here



CONTINUE

CLOSE

- New User? Register
- Login to Apply
- Apply for Renewal
- Search Institute/School/ITI
- Scheme Wise Scholarship Sanctioned List

### Login for Fresh Application

**BbQvw**

Can't See? Click on Refresh Button.

Login [New Student ? Register Here](#)

[? Forgot Application Id?](#)

[? Forgot Password?](#)

Enter Your Application ID

Enter Your Date of Birth

Click Here to Login





# National Scholarship Portal

Ministry Of Electronics & Information Technology,  
Government of India



- New User? Register
- Login to Apply
- Apply for Renewal
- Search Institute/School/ITI
- Scheme Wise Scholarship Sanctioned List

### One Time Password(OTP)

OTP has been sent on your Registered Mobile No.

Please Enter 5 Digit OTP \*

[Confirm OTP](#) [Resend OTP](#) [Change Mobile Number](#)

Enter OTP →





# National Scholarship Portal

Ministry Of Electronics & Information Technology,  
Government of India



- New User? Register
- Login to Apply
- Apply for Renewal
- Search Institute/School/ITI
- Scheme Wise Scholarship Sanctioned List

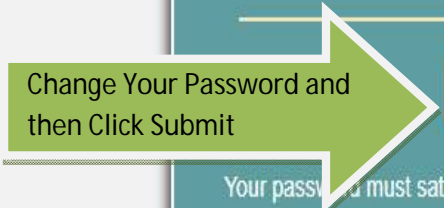
## Change Password

New Password :: \*

Strong

Confirm new Password :: \*

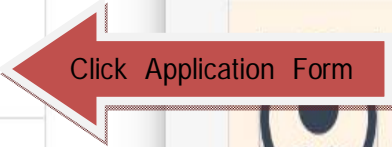
Strong



Submit

- Your password must satisfy the following ::
- (1) Should be min 8 character long.
  - (2) At least one alphabet [ a - z , A - Z ] .
  - (3) At least one numeric value [ 0 - 9 ] .
  - (4) At least one special characters [ @#\_ \* ] .

- HOME
- Application Form
- Add Aadhaar Number
- Check Your Status
- Print Your Application
- Change Password



Welcome, MAHALAKSHMI R  
Application ID: TN201920005206004

Current Status	
Application Id	TN201920005206004
Application Status	Submit your application
Verification Details	
Application Verified BY School/Institute/College	No
Applicant Aadhaar Verified	No
Applicant Bank Account Detail Validated	No
Selected For Scholarship/Merit List	No
Scholarship Amount Processed From NSP to PFMS	No

HOME

Application Form

Add Aadhaar Number

Check Your Status

Enter Students Details

Print Your Application

Change Password

Withdraw Application

Logout

### Registration Details

**State of Domicile \*** TAMIL NADU **Scholarship Category \*** Post Matric/Top Class/MCM

**Name of Student \*** MAHALAKSHMI R **Date of Birth \*** 26/05/2001 **Gender \*** Female **Single Girl Child \*** No **Religion \*** Hindu

**Community/Category \*** OBC **Father Name \*** RAMAMOORTHY M **Mother Name \*** RAJALAKSHMI R **Annual Family Income \*** 200000

**Aadhar Number** **Mobile Number \*** 9080689297 **Email Id** imaha7610@gmail.com **Day Scholar/Hosteler \*** Day Scholar

### Academic Details

**Select your Institute** VALLIAMMAL COLLEGE FOR WOMEN (NA) E-9, Anna Nagar East, Cher **Present Class/Course \*** BACHELOR OF COMMERCE... **Present Class/Course Year \*** 1

**Mode of Study \*** Regular/Full Time **Present Class Start Date \*** Select Board Name "Directorate of Collegiate Education, Chennai - 06" **Previous Board/University name \*** DIRECTORATE OF COLLEGIATE EDUCA...

**Previous Course \*** HSC/Intermediate [12th]/... **Previous Passing Year \*** 2019 **Previous Class(%) \*** 80.51 **University I, II Rank Holder \*** No

**10th Class Roll No. \*** 1975474 **Board Name \*** DIRECTORATE OF COLLEGIATE EDUCA... **Year of Passing \*** 2017

**12th Class Roll No.** **Board Name** **Year of Passing**



Withdraw Application

Logout

<b>Previous Course *</b> HSC/Intermediate [12th]/	<b>Previous Passing Year *</b> Enter correct % of Marks	<b>Previous Class(%) *</b> 80.51	<b>University I, II Rank Holder *</b> No
<b>10th Class Roll No. *</b> 1975474	<b>Board Name *</b> Select Board Name "Directorate of Collegiate Education, Chennai - 06"	<b>Year of Passing *</b> 2017	
<b>12th Class Roll No. *</b> 4839101	<b>Board Name *</b> Select Board Name "Directorate of Collegiate Education, Chennai - 06"	<b>Year of Passing *</b> 2019	
<b>Competitive Exam Qualified *</b> Choose your Option	<b>Exam Conducted By *</b> Choose your option	<b>Competitive Exam Roll No *</b>	<b>Competitive Exam Year *</b>
<b>Admission Fee *</b> 21000	<b>Tuition Fee (Current Year Fee Paid) *</b> 0	<b>Misc. Fee (Amount other than Admission/Tuition Fee) *</b> 0	

Enter 7 Digit 12<sup>th</sup> Exam No

Basic Details

<b>Is Orphan *</b> No	<b>Gaurdian Name *</b>	<b>Is Disabled *</b> No	<b>Type of Disability *</b> Choose your option	<b>% of Disability *</b> 0
<b>Marital Status *</b> Un Married	<b>Parents Profession *</b> Others	<b>IFSC Code *</b> IOBA0001662	<b>Bank Account Number *</b> 166201000023127	

Click Here To Continue

Save & Continue

- HOME
- Application Form
- Add Aadhaar Number
- Check Your Status
- Print Your Application
- Change Password
- Withdraw Application
- Logout

### Contact Details

**State \*** TAMIL NADU **District \*** Choose your option **Block/Taluk**

**Pincode \***

Enter Your Address

### Scheme Details

**SNO** Select the Scheme to Apply

CENTRAL SECTOR SCHEME OF SCHOLARSHIPS FOR COLLEGE AND UNIVERSITY STUDENTS

Tick Scheme Box

### Upload Documents

(Scholarship Amount less than Rs.50000/-, No Need to Upload any Document. Submit Copy of the Documents in School / College / Institute.)

SNO.	Documents Type	View Document	Action	Doc Format
1	Bonafide student of Insti...	Upload College Bonafide Certificate	Download Bonafide Certificate Form and Get Signature From Your HOD	Upload

SAVE AS DRAFT FINAL SUBMIT

Finally Click Submit button and take your printout and then submit the printout copy to your College For Approval